

Business Review

Fall 2024



School District:

Turner 202

Director of Nutrition Services:

Suzanne Alston

Tenure: 8 Years



Enrollment: 3876

Average Daily Attendance: 3485

Buildings: 8

Free%: 66.12%

Reduced%: 7.45%

ISP% (Direct Cert%): 22%

CACFP Programs: Supper

Rebid Year: 2024-2025



Turner 202

Service line
and
presentation



Midland Trail Service line



Turner High School service line



Turner Middle School service area and line with a visit from Chef Joe





Turner 202
Fun with a
purpose



Midland Trail fun for its' our
circus breakfast week



Turner Elementary



Sixth Grade Academy Lucky Tray Winner



Friday night lights with PTA

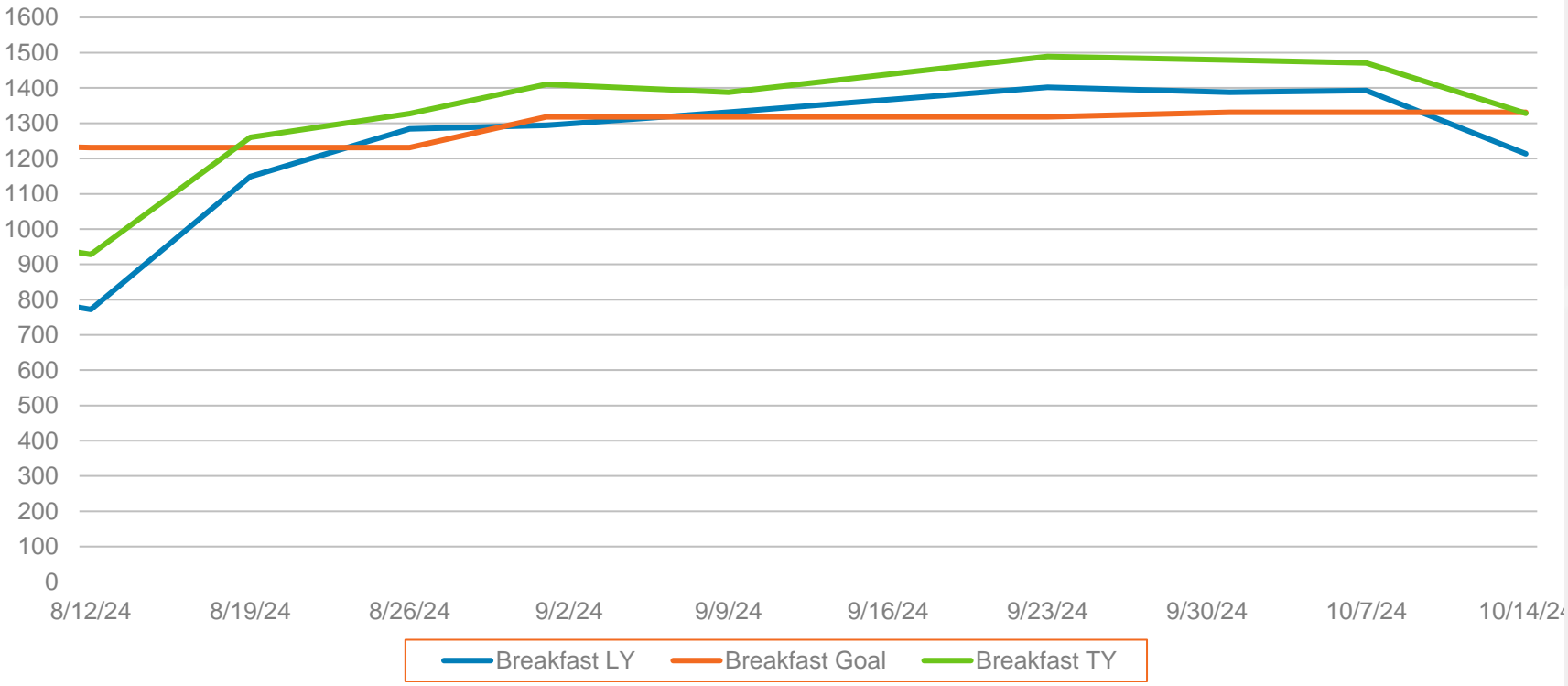


Average Daily Participation - Breakfast

Average Daily Participation of Average Daily Attendance

Breakfast	Lunch	A la Carte
38.8%	71.7%	8.2%

Average Daily Participation By Category (Weekly, BOSS)



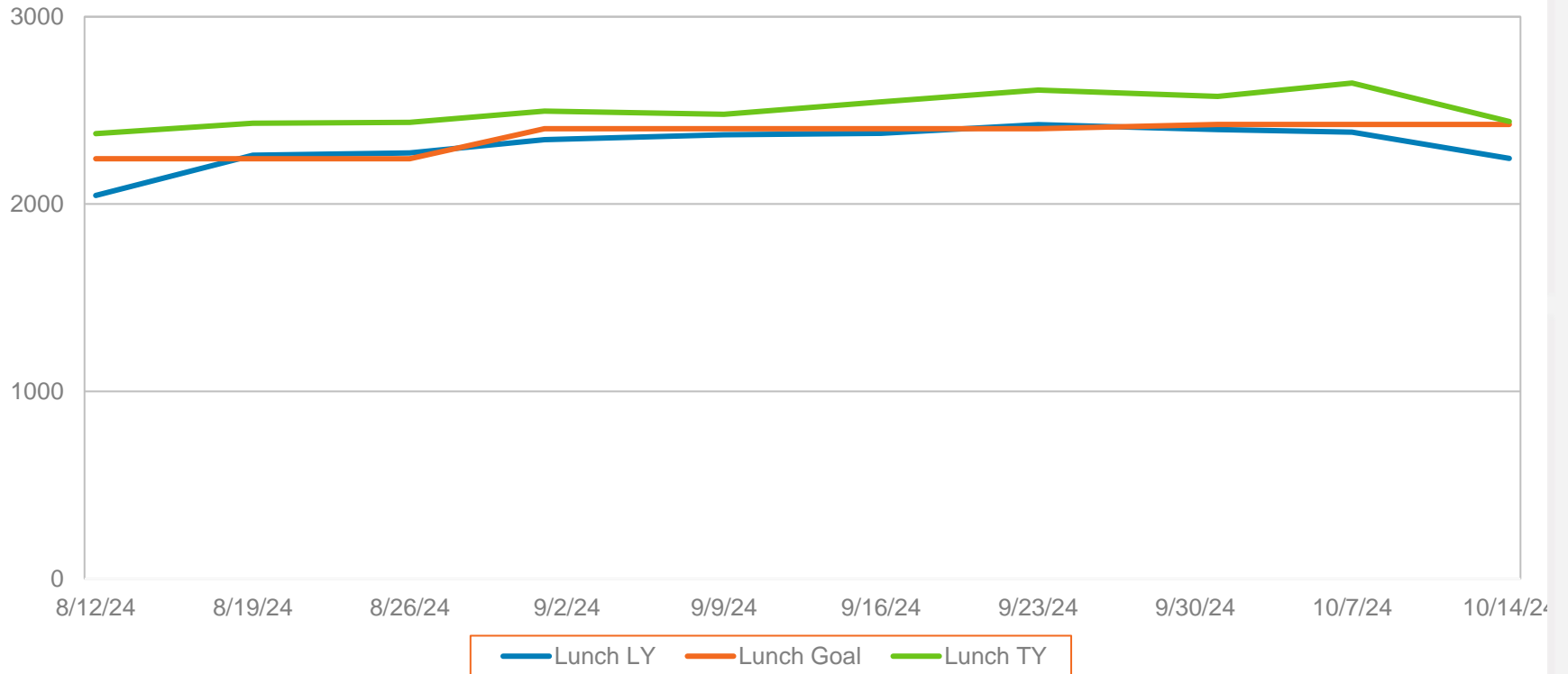
Last Year: 1257 Goal: 1296 This Year: 1355

Average Daily Participation - Lunch

Average Daily Participation of Average Daily Attendance

Breakfast	Lunch	A la Carte
38.8%	71.7%	8.2%

Average Daily Participation By Category (Weekly, BOSS)



Last Year: 2361

Goal: 2361

This Year: 2502



Average Daily Participation - Combined Meals

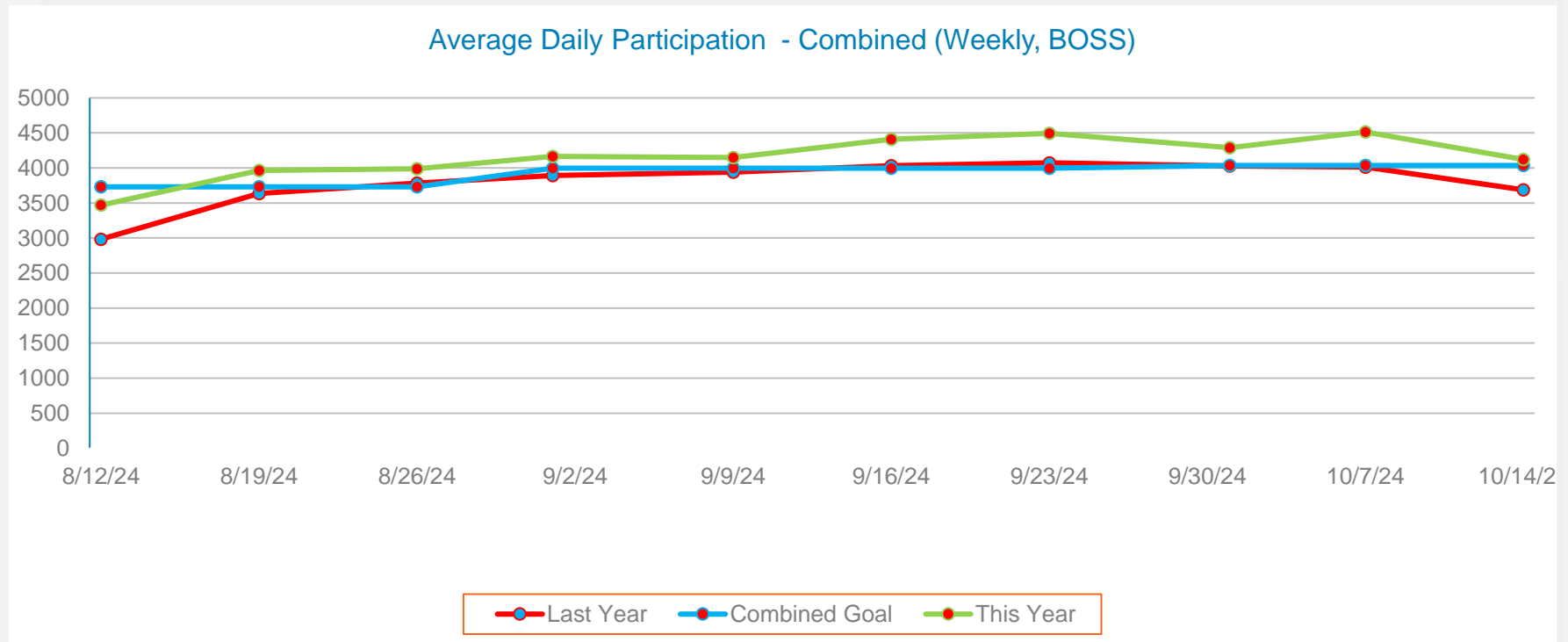
Programs: CACFP, second chance breakfast, after school cooking club, and concessions stands for High School (soccer, football, volleyball, basketball, softball and baseball)

Breakfast: 2nd Chance at Turner High School and Journey School of Choice

Lunch: Grab N Go at HS, TMS

A la Carte: Turner High School, Turner Middle School, and Journey have snack bars hot and cold items

Frozen Fridays: Sixth Grade Academy



Last Year: 3803

Goal: 3928

This Year: 4148